

# synergy 303

system

**SALAMANDER**  
DESIGNS

Shown in Black with Black Post



## FEATURES

- Patented, modular design
- Sturdy anodized aluminum posts support the shelves at precise heights
- Wood veneer surfaces and solid wood door frames
- Perforated door inserts permit IR signals, add ventilation and mask speakers
- Snap-on hinges fully extend doors and remove easily for better in-cabinet access
- Three infinitely adjustable shelves
- Removable rear panel allows easy access to A/V components
- Precision leveling feet keep the cabinet level even on uneven floors

## EXTERIOR

23.25"w x 31"h x 19.75"d

591mm x 787mm x 502mm

## INTERIOR

19.75"w x 27.75"h x 18"d

502mm x 705mm x 457mm

## CAPACITIES

Top: 150 lbs

68 kg

Bottom Shelf: 150 lbs

68 kg

3 Adjustable Shelves: 75 lbs each

34 kg each

Maximum: 500 lbs

227 kg


## WOODS




Maple



Cherry



Walnut



Black

## POSTS




Satin Aluminum



Matte Black

## DOOR INSERTS



Standard  
Perforated Steel