

# synergy 221

system

**SALAMANDER**  
DESIGNS

Shown in Cherry Wood with Aluminum Posts



## FEATURES

- Patented, modular design
- Sturdy anodized aluminum posts support the shelves at precise heights
- Wood veneer surfaces and solid wood door frames
- Perforated door inserts permit IR signals, add ventilation and mask speakers
- Snap-on hinges fully extend doors and remove easily for better in-cabinet access
- Two infinitely adjustable shelves
- Removable rear panel allows easy access to A/V components
- Precision leveling feet keep the cabinet level even on uneven floors

## EXTERIOR

44.5" w x 21" h x 19.75" d

1130mm x 533mm x 502mm

## INTERIORS

19.75" w x 17.75" h x 18" d

502mm x 451mm x 457mm

## CAPACITIES

Top: 250 lbs - TVs up to 42"

114 kg - TVs up to 42"

Bottom Shelf: 250 lbs

114 kg

Adjustable Shelves: 75 lbs each

34 kg each

Maximum: 750 lbs

272 kg


## WOODS




Maple



Cherry



Walnut



Black

## POSTS




Satin Aluminum



Matte Black

## DOOR INSERTS



Standard  
Perforated Steel