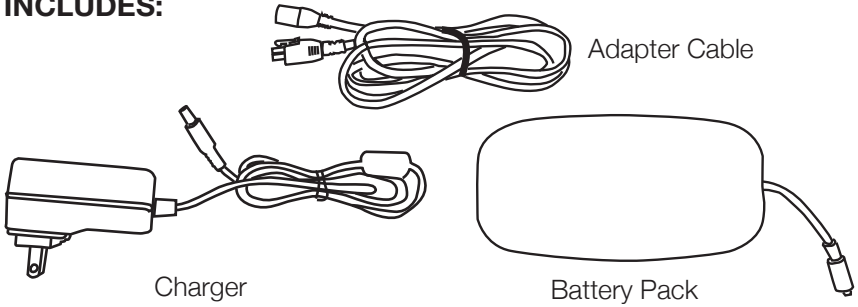


SALAMANDER SEATING BATTERY PACK INSTALLATION

INCLUDES:



To install:

1. Unplug power supply from actuator
2. Plug this end into actuator
(as shown in figure 3)
3. Plug this end into battery pack

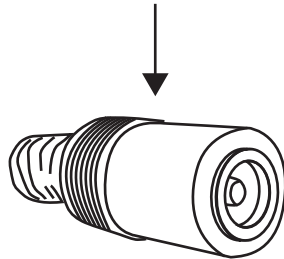
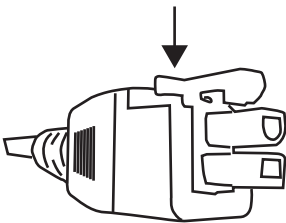
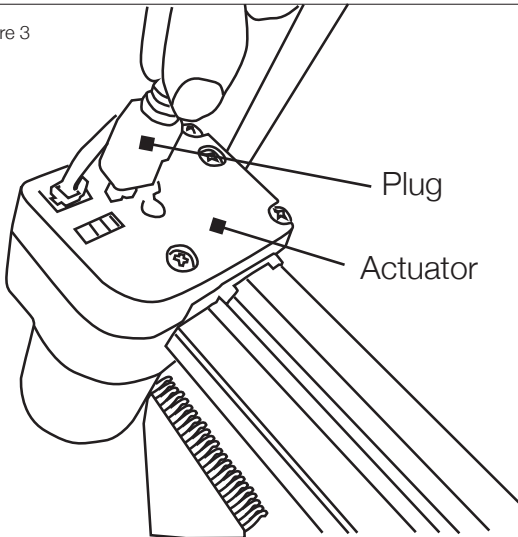


Figure 3



4. Place battery behind chair access panel for ease when charging.

For Use With All Salamander Seating Styles.

*Full Charge 8-10 hours. **Charger needs to be unplugged when not in use.***

Approximated Cycles:

*400 recharges for its life. (regularly used application)
200 cycles per charge. (regularly used application)*